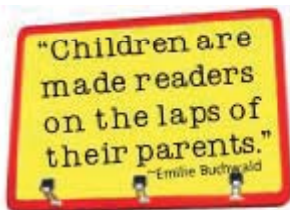





My Name: _____

Ending Sounds

Say the name of the pictures in each row. Circle the picture of the ending sound that doesn't belong.



R.E.D. Zone
Sponsored by Pizza Hut

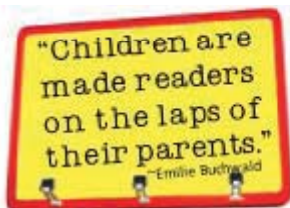

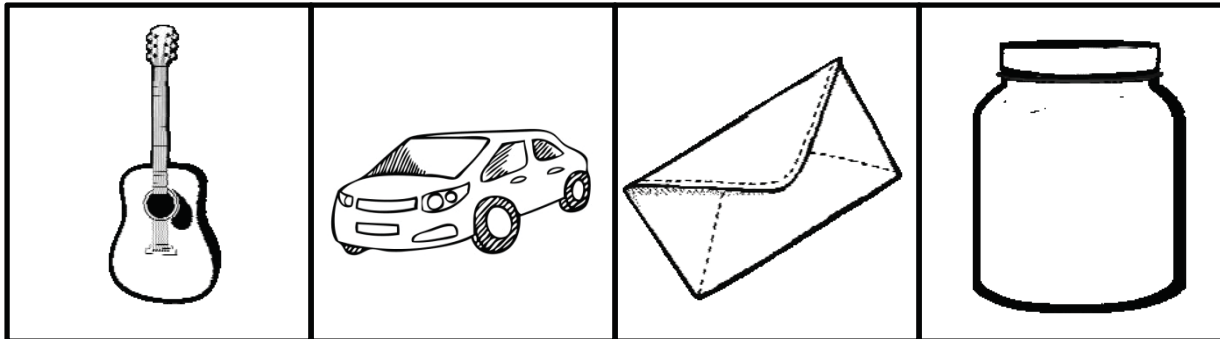

www.bookitprogram.com/redzone

Visit the R.E.D. Zone for more reading-readiness printables, read-aloud tips, resources and more!

My Name: _____

Ending Sounds

Say the name of the pictures in each row. Circle the picture of the ending sound that doesn't belong.



R.E.D. Zone
Sponsored by Pizza Hut

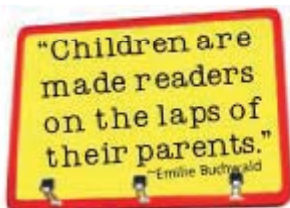


www.bookitprogram.com/redzone

Visit the R.E.D. Zone for more reading-readiness printables, read-aloud tips, resources and more!

My Name: _____

Ending Sounds

Say the name of the pictures in each row. Circle the picture of the ending sound that doesn't belong.



R.E.D. Zone
Sponsored by Pizza Hut

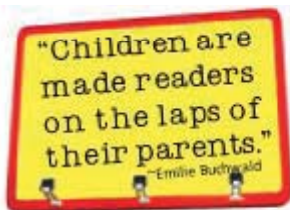



www.bookitprogram.com/redzone

Visit the R.E.D. Zone for more reading-readiness printables, read-aloud tips, resources and more!

My Name: _____

Ending Sounds

Say the name of the pictures in each row. Circle the picture of the ending sound that doesn't belong.



R.E.D. Zone
Sponsored by Pizza Hut

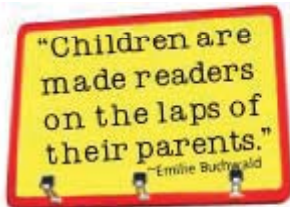
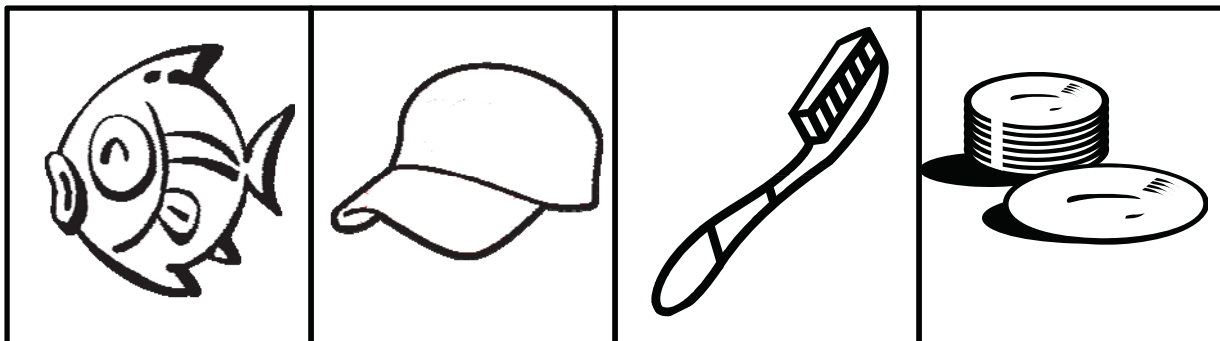

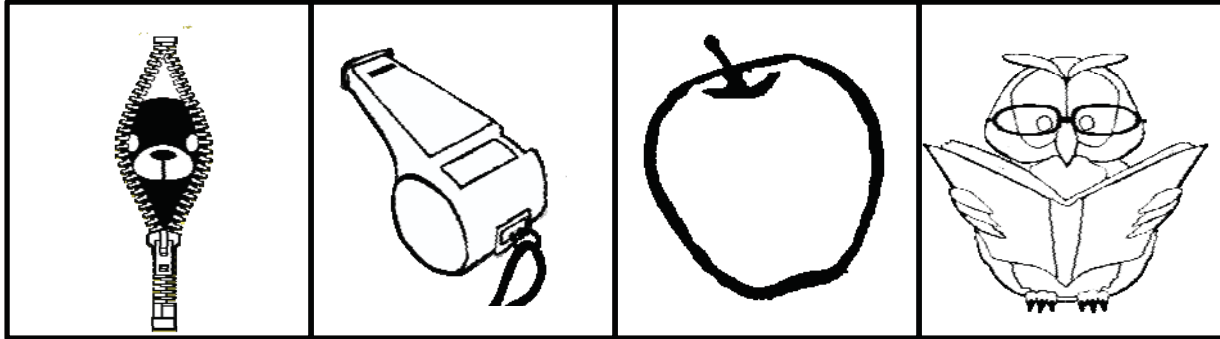
www.bookitprogram.com/redzone

Visit the R.E.D. Zone for more reading-readiness printables, read-aloud tips, resources and more!

My Name: _____

Ending Sounds

Say the name of the pictures in each row. Circle the picture of the ending sound that doesn't belong.



R.E.D. Zone
Sponsored by Pizza Hut

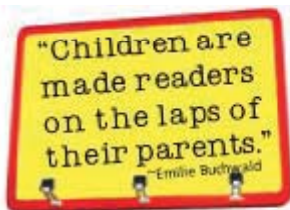



www.bookitprogram.com/redzone

Visit the R.E.D. Zone for more reading-readiness printables, read-aloud tips, resources and more!

My Name: _____

Ending Sounds

Say the name of the pictures in each row. Circle the picture of the ending sound that doesn't belong.



R.E.D. Zone
Sponsored by Pizza Hut

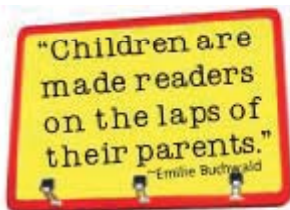
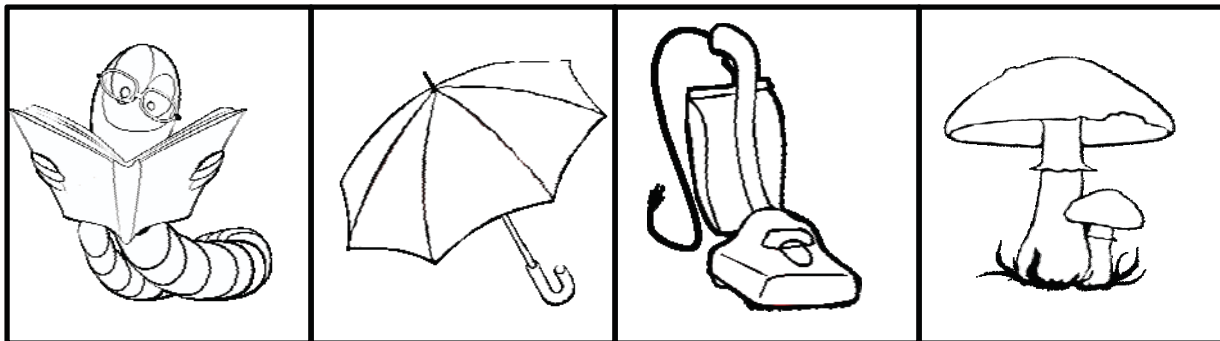
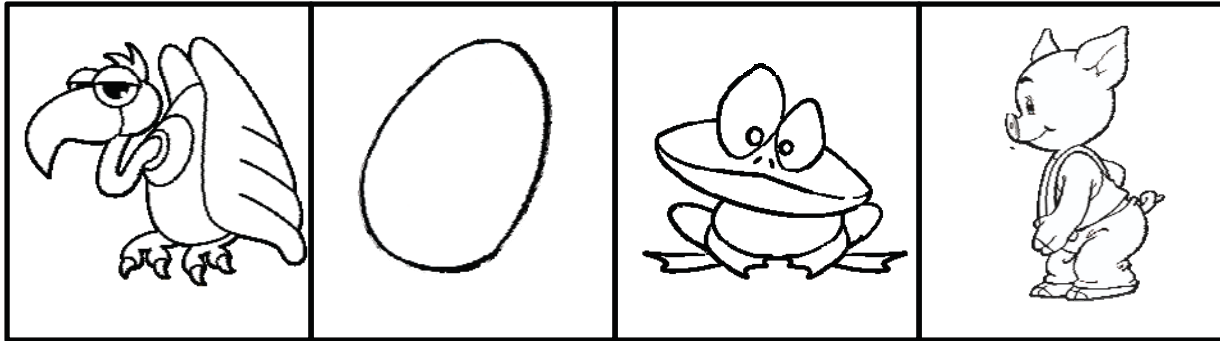
www.bookitprogram.com/redzone

Visit the R.E.D. Zone for more reading-readiness printables, read-aloud tips, resources and more!

My Name: _____

Ending Sounds

Say the name of the pictures in each row. Circle the picture of the ending sound that doesn't belong.



R.E.D. Zone
Sponsored by Pizza Hut

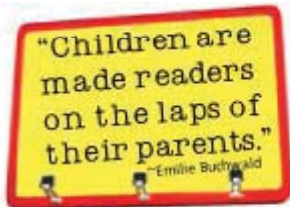


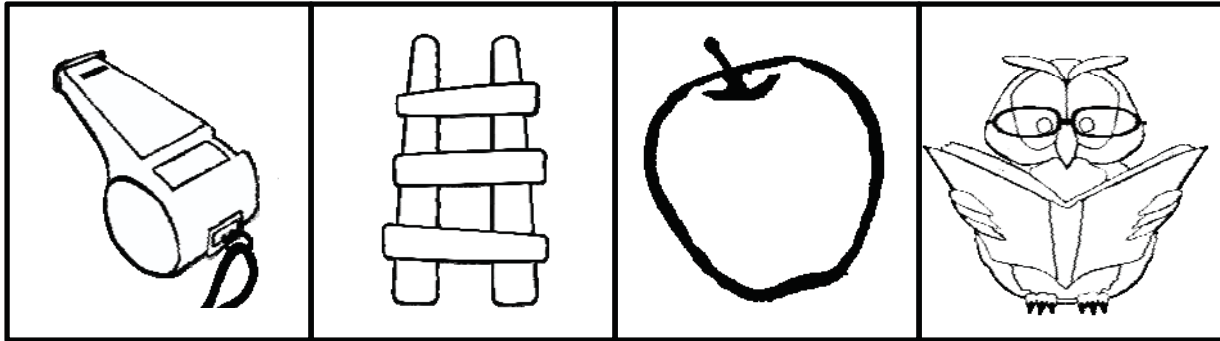
www.bookitprogram.com/redzone

Visit the R.E.D. Zone for more reading-readiness printables, read-aloud tips, resources and more!

My Name: _____

Ending Sounds

Say the name of the pictures in each row. Circle the picture of the ending sound that doesn't belong.



R.E.D. Zone
Sponsored by Pizza Hut

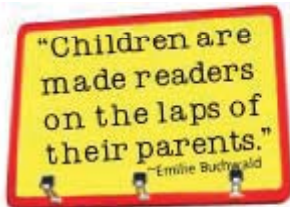



www.bookitprogram.com/redzone

Visit the R.E.D. Zone for more reading-readiness printables, read-aloud tips, resources and more!

My Name: _____

Ending Sounds

Say the name of the pictures in each row. Circle the picture of the ending sound that doesn't belong.



R.E.D. Zone
Sponsored by Pizza Hut

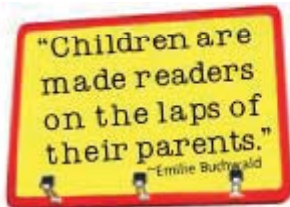

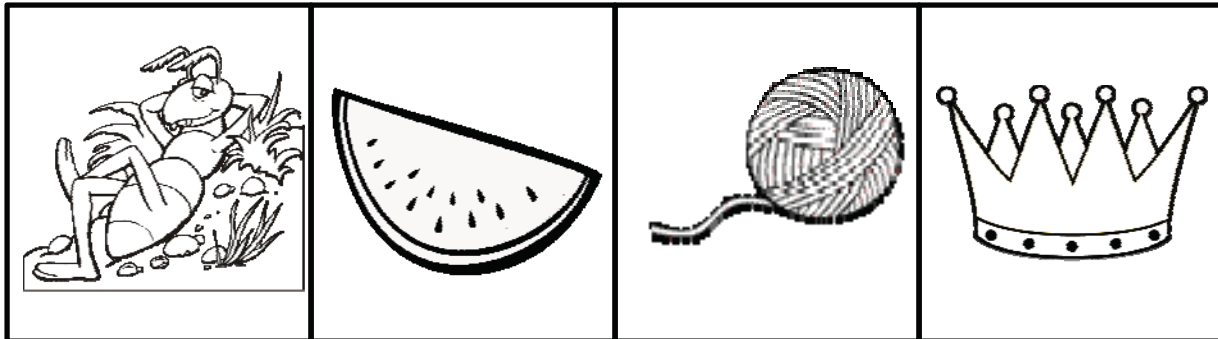
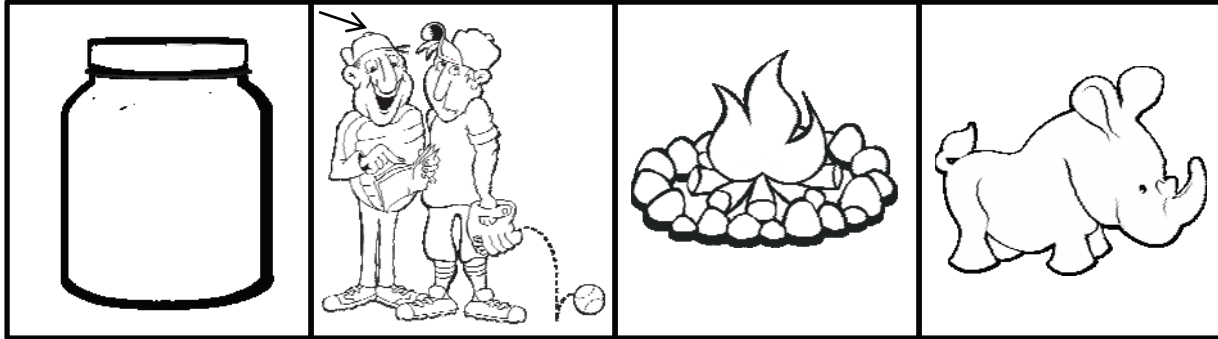
www.bookitprogram.com/redzone

Visit the R.E.D. Zone for more reading-readiness printables, read-aloud tips, resources and more!

My Name: _____

Ending Sounds

Say the name of the pictures in each row. Circle the picture of the ending sound that doesn't belong.



R.E.D. Zone
Sponsored by Pizza Hut


www.bookitprogram.com/redzone

Visit the R.E.D. Zone for more reading-readiness printables, read-aloud tips, resources and more!

My Name: _____

Ending Sounds

Say the name of the pictures in each row. Circle the letter that has the same ending sound as the pictures.



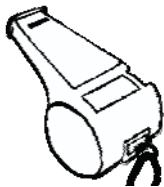
g

t



w

m



r

l



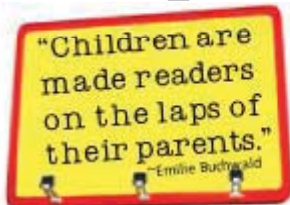
s

p



n

x




My Name: _____

Ending Sounds

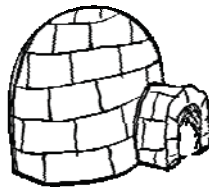
Say the name of the pictures in each row. Circle the letter that has the same ending sound as the pictures.




sh k




l t



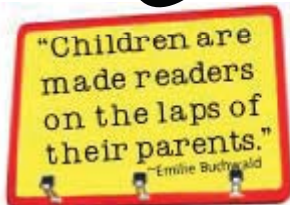
x oo



n r




p k



My Name: _____

Ending Sounds

Say the name of the pictures in each row. Circle the letter that has the same ending sound as the pictures.



r

s



l

p



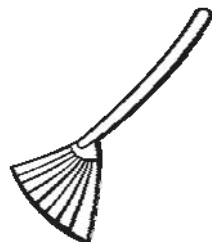
x

m



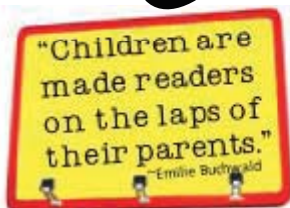
n

r



p

k



My Name: _____


Ending Sounds

Say the name of the pictures in each row. Circle the letter that has the same ending sound as the pictures.



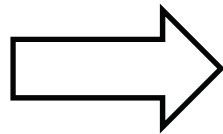
g

s



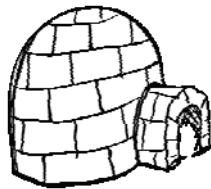
k

sh




l

w



oo

t



x

n

